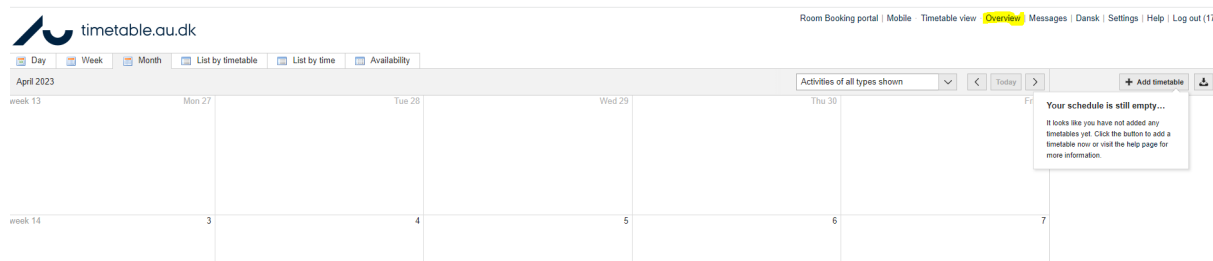
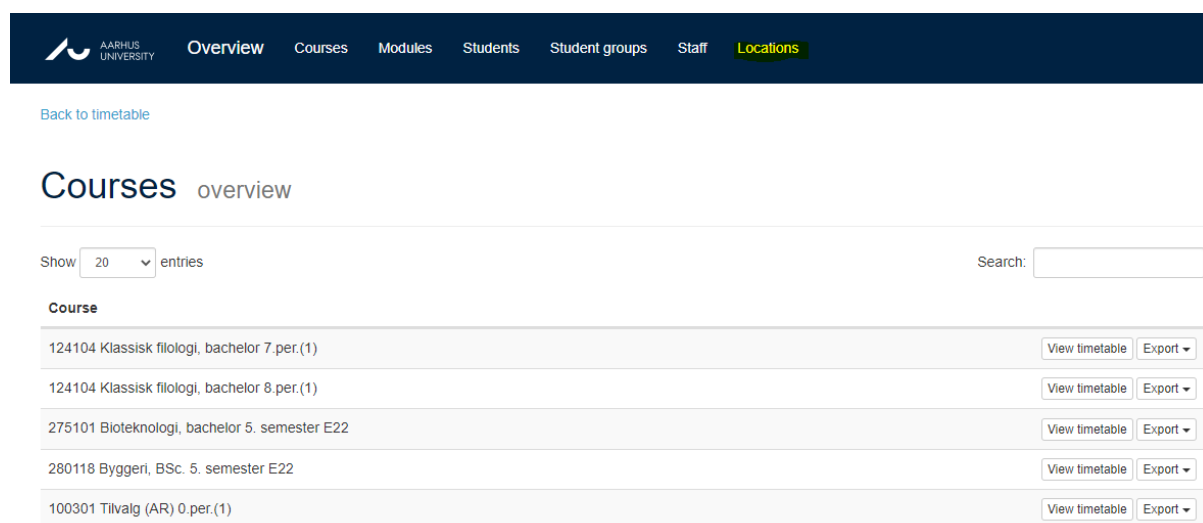


How to see if a classroom is booked in Timetable

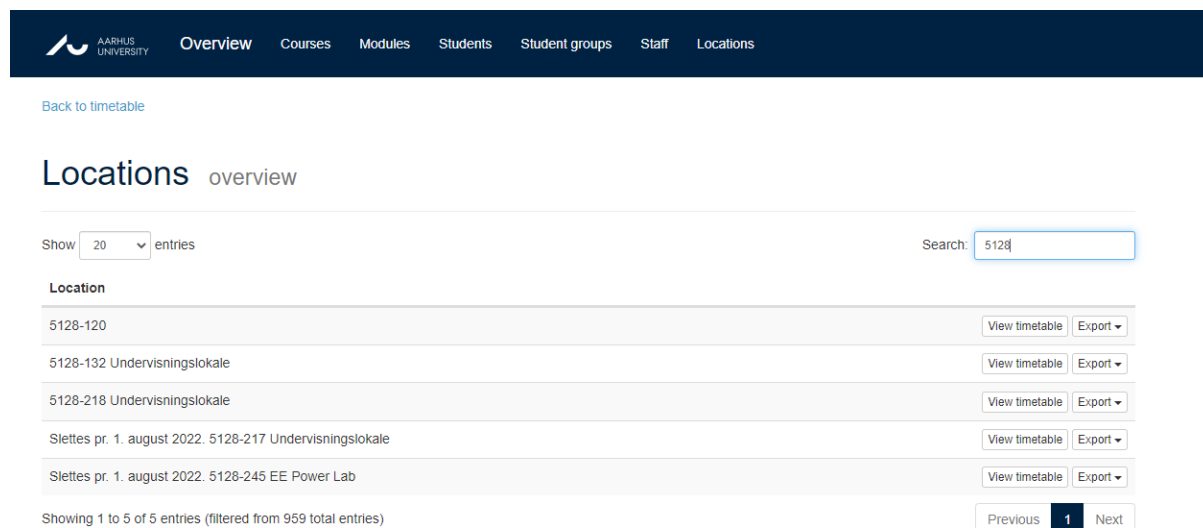
1. Log in to [Timetable](#) and select “Overview”:



2. Click on “Locations” and search for relevant room:



3. Press “View timetable”:



4. You will be taken back to the timetable and can now see if the room is available:

The screenshot shows the 'timetable.au.dk' website interface. At the top, there are navigation links: 'Room Booking portal | Mobile | Location view | Timetable view | Overview | Messages | Dansk | Settings | Help | Log out (17)'. Below the logo, there are tabs for 'Day', 'Week', and 'Month', along with filters for 'List by timetable', 'List by time', and 'Availability'. A search bar contains 'Activities of all types shown'. The main area is a weekly timetable grid for April 2023, showing weeks 13, 14, and 15. Activities are listed in colored blocks within the grid cells.

| Week | Day | Activity |
|---------|--------|---|
| week 13 | Mon 27 | 10:00 KF2FOMP-01 Food Microbiology and Project 2 12:00 Topology Optimization |
| | Tue 28 | 10:00 ETFYSG-01 Basic Physics |
| week 14 | Wed 29 | 08:00 Fracture Mechanics |
| | Thu 30 | 08:00 ETFYSG-01 Basic Physics |
| week 15 | Fri 31 | 08:00 ETFYSG-01 Basic Physics |
| | Mon 10 | 10:00 ETFYSG-01 Basic Physics |
| | Tue 11 | 10:00 ETFYSG-01 Basic Physics |
| | Wed 12 | 08:00 Fracture Mechanics |
| | Thu 13 | 08:00 ETFYSG-01 Basic Physics |